

# The Parasitic Emission

Volume 38 • Number 8  
August 2012

## Supporting Amateur Radio Club Activities

In this 17-Page Issue...

**On The Air** 2

*Good leaders are trusted servants—  
they do not govern.*

**Viewpoints** 3

*Editorial and Opinion*

**Shorts** 3

*Happenings and news from and  
about our readers*

**Club Connections** 4

*News and views from all over*

**A Low-Cost Portable Mast** 13

*An inexpensive, reliable and easy-to-  
use antenna mounting system!*

**ECARA Antenna Party.** 15

*The new antenna location is now in  
use...*

**August 2012 Calendar** 16

**September 2012 Calendar** 17

*Amateur Radio Club Activities,  
Events and Gatherings*

**2012 – A Year of Service**



ISSN 2156-0080



08

9 772156 008384

by Joe Shupienis W3BC

**M**AYBERRY MOURNS the recent passing of “Sheriff Andy” who managed to keep order in his community without the need to carry a gun. When I was a little kid, I enjoyed watching the antics of the locals on the program, especially those of Andy's egotistical sidekick deputy, Barney Fife, and the town's puffed-up Mayor. A recurring theme was for high and mighty characters to end up being fed a heaping helping of humble pie.

50 years later, we can still learn from the gentle lessons Andy and Barney taught us about leading and serving others. It's not a big jump from town sheriff to club officer, and in any club you can see all types of leadership styles.

Please note that what I am about to write is not “aimed at” any particular person or group, nor have I ever witnessed any of this in any club, anywhere—rather it is presented as helpful advice to the wise. I make no claim to having all the answers; I hope to present ideas to think about which can direct us all to being better club leaders.

I've heard it said that good leaders are “trusted servants—they do not govern.” Ours is a democratic society, and that means the people rule themselves by reaching agreements on how best to carry out their work. American democracy came into being as the result of people's objections to being ruled by distant kings who had no regard for the people's wishes or well-being.

This is the starting-point for all good leaders: The will of the people is superior to the will of the leader. We are not kings. Rather we should strive to be “trusted servants.”

In 21st century America, it seems that many people are looking for someone to do their thinking for them. Our society has given away many of our rights to think and work independently, only to have those rights grabbed up by those who would harm us while increasing their own fortunes.

Just as many fat-cat politicians have been finding themselves voted out of office, the same is true for club officers who “make all the decisions,” or railroad their own personal agendas with utter disregard for the wants and needs of those members they were elected to serve.

Both sides share the blame here, and both sides lose more than they gain. The members rightly feel that they have little say in club business. The leaders may believe they are “rescuing” the members from themselves.

The best approach is to remember that leaders, while often elected for their vision of the future, have a responsibility to work *with* all their members to shape that future. The wise leader will use the soft sell to get members to buy into his ideas, and will sometimes let go of the reins of power rather than shove his ideas down people's throats with force.

Americans don't much care for dictators. We fought large, costly wars to put such “leaders” in their places, and “brought them to justice.”

Most clubs conduct their business meetings following a few simple rules of organization. The most widely recognized set of operational rules is *Roberts Rules of Order*, and lays out a time-tested and widely-known system for efficient and orderly conduct of meetings.

Many club officers have never taken the time to brush up on *Robert's Rules*. That's too bad, because almost everything you need to know to manage a club effectively is contained in

that book.

Let's see what a savvy club officer can learn from those pages...

- *Every action must be made as a motion by a member at a meeting, then seconded by another member, then discussed by the members at the meeting, then voted on by those members.*
- *The president does not make motions.*
- *The president regulates discussion, calls for votes and conducts meetings. He's more like the traffic cop directing traffic, than like the driver of a car on the road—his job is to maintain orderly flow.*
- *The board of officers does not “do business” for the club—they only carry out what the members have moved, seconded and voted on **at a meeting**.*
- *Officers should meet in secret as little as possible, lest the members become suspicious of their intentions.*
- *At **all** times, it's best for officers to work **for** the members in an open and transparent manner. Remember—the officers are directly responsible to those they serve.*



Let's all practice great leadership by setting good examples, and by being open, honest and accountable to the members we serve. And members, please attend and participate in your club's meetings instead of staying away and griping about the officers. Let's make Sheriff Andy proud!

*I'll see you... On The Air!*

**Good leaders are trusted servants—they do not govern.**

## Shorts

**T**HE BAKER TRAIL Ultra Challenge needs a few more operators. Your duties will be simply to set up and operate a 2 meter rig on a repeater at one of the aid stations for a few hours. It's not hard at all.

**The date is Saturday, August 25<sup>th</sup>.**

This is a great way for emcomm and new hams to gain experience in public service!



[Contact Kevin Snyder KA3YCB to volunteer.](#)

You don't have to spend the whole day—just a few hours. Of course you can stay longer or assist at more than one location, if you wish!

## Publication Deadline

Please submit all information for publication in the next month's edition no later than the 4<sup>th</sup> Monday of each month. Please note: The 4<sup>th</sup> Monday is NOT always the "last" Monday.

Publication Date	Deadline
September 2012	Monday, August 27
October 2012	Monday, September 24
November 2012	Monday, October 22
December 2012	Monday, November 26

We appreciate it if large articles, items containing multiple submissions from the same group, multiple photos, or material (text and photos) that will require significant editing are submitted earlier than the deadline.

## Text Specifications

Text that is ready to cut and paste into the publication is preferred if it is possible for you to do so.

You may use a word processor or Notepad. You can even type the article into an email. **We might not be able to decipher Microsoft® Publisher™ or Works™ documents.**

## Photo Specifications

In this age of digital cameras and email, it's pretty easy to submit photos. Professionals attach **one** photo to an individual email, the subject is the name of the article the photo goes with, and the text of the message is the caption of the photo, followed by the names of recognizable people in the photo.

Please keep captions short and to the point.

## How to Submit

Please send all material by email to:

[submit@parasiticemission.com](mailto:submit@parasiticemission.com)

## Legal Notices

*The Parasitic Emission* (ISSN: 2156-0080) is published monthly by Joe Shupienis, 96 Third Street, Falls Creek, PA 15840

All original content is the property of its authors. Their contributions are gratefully acknowledged. **All opinions expressed are those of their respective authors only.** The design, format, and presentation of this publication, and all material not attributed to other authors is

Copyright © 1975, 2009-2012  
Joe Shupienis, W3BC  
**All Rights Reserved**

*Quedan reservados todos los derechos*

***Reproduction or republication by any means, in whole or in part, is prohibited by law without prior written permission and attribution of of the Author(s).***

*The Parasitic Emission* is published monthly for all Radio Amateurs residing in central Pennsylvania. This electronic edition is provided free of charge by email, and may also be downloaded from:  
[www.parasiticemission.com](http://www.parasiticemission.com)  
which also makes available selected back issues, current issues and more.

— . . . —

The current, online, interactive version of the calendar, which contains regional club activities and events in upcoming months may be accessed at  
[calendar.parasiticemission.com](http://calendar.parasiticemission.com).

You may use that calendar to enter amateur radio events of interest to local amateurs which are intended for publication, subject to review and approval.

**Happenings  
and news  
from and  
about our  
readers**

**The Parasitic  
Emission**

**August  
2012**

## The Quad-County Amateur Radio Club

An ARRL Special Service Club Serving Clearfield, Jefferson Elk And Cameron Counties Since 1975

Moved by KA3FHV and seconded by KB3LES to move forward with plans for the Fall Picnic at Golla's on September 29, to purchase up to \$100 of food and soft drinks, and to help

### Quad-County ARC Information

<b>President</b>	Joe Shupienis W3BC <i>president@qcarc.org</i>
<b>Vice President</b>	Bob Thunberg N3DIR <i>vp@qcarc.org</i>
<b>Secretary</b>	H. Deforest Murray, III W3TM <i>secretary@qcarc.org</i>
<b>Treasurer</b>	Doug Rowles W3DWR <i>treasurer@qcarc.org</i>
<b>Executive Board</b>	Kevin Hoynoski W3PIG Don Jewell KB3LES Lars Kvant KB3WBT (SM7FYW) Ed Neeper KB3VWX Bryan Simanic WA3UFN
<b>Staff</b>	<b>Activities:</b> Lars Kvant KB3WBT/SM7FYW <b>Education:</b> Joe Shupienis W3BC <b>Membership:</b> Jack Lovesky AA3AZ <b>Net Manager:</b> Doug Rowles W3DWR <b>Liaison, ARC:</b> Greg Donahue KB3WKD <b>Liaison, BSA:</b> Kevin Hoynoski W3PIG <b>Program Coordinator:</b> Herb Murray W3TM <b>Public Information:</b> Joe Shupienis W3BC <b>Public Service:</b> Kevin Snyder KA3YCB <b>QSL Manager:</b> Al Maddas KB3SVW <b>Technology:</b> Lars Kvant KB3WBT/SM7FYW <b>Trustee:</b> Bryan Simanic WA3UFN <b>VE Liaison:</b> Bryan Simanic WA3UFN
<b>Repeaters</b>	N3QC 147.315+ [173.8]Rockton Mt N3NWC 443.475+ [173.8]Rockton Mt K3EDD 444.625+ [173.8]Rockton Mt N3IZE 444.900+ [173.8]Clfd local N3QC-1 144.390 APRS Digipeater
<b>Nets</b>	Sunday @1900 147.315 Quad-County FM Sunday ~1920 443.475 Quad-County UHF Wednesday@1900 147.315 Hamshack Net
<b>Web</b>	<a href="http://www.qcarc.org">www.qcarc.org</a> , <a href="mailto:info@qcarc.org">info@qcarc.org</a> @qcarc

## Minutes: July 2012

by Herb Murray W3TM, Secretary

**T**HE JULY 20<sup>TH</sup> 2012 meeting of the QCARC was called to order by President Shupienis at 7:35 pm with a salute to the Flag, followed by a moment of silence in memory of Silent Keys.



### Attendance

W3BC, W3DWR, KA3FHV, W3YOZ, KB3WBT, KB3YJH, KB3L3S, KB3WKD, KA3YCB, W3BEV, WA3UFN, W3TM.

### Staff Reports

On a motion by KB3LES, seconded by KB3WBT the Minutes of the May meeting were **approved** as published. There was no correspondence.

On a motion by KA3FHV, seconded by KA3YCB, the Treasurer's report was **approved** as read.

**Technology** Coordinator KB3WBT reported planning is in progress for the August 11 Carshow special event station.

W3DWR will follow up with the Arrowhead Restaurant to confirm our December reservation, due to the death of the owner.

**Net Manager** W3DWR reported the 70cm net is on hold until the N5NWC repeater is repaired.

**Public Information** Officer W3BC reported that no newspapers picked up the Field Day press release.

**Activities** Coordinator Assistant KB3LES is crew chief for the maintenance project at the Schofield Road Repeater site.

## Meeting Notice

August 2012

**T**HE AUGUST meeting will be held in the Hiller Building on the Penn State DuBois Campus at 7:30 pm, Friday, August 17<sup>th</sup>.

Following the business meeting, W3BEV will serve refreshments and the program will be "Homebrew Night".



All members are encouraged to bring a Do-It-Yourself project (or pictures if it's too big) and take part in a show and tell session about Homebrew Amateur Radio.



### Pre-Meeting Antenna Shootout

Before the August 17th meeting, we will set up an antenna test range for VHF and UHF antennas. We will calculate antenna gain and patterns, so bring your VHF and UHF antennas and see how well they work.

Beginning at 6:30 pm on the Penn State DuBois Campus (weather permitting) we will set up a transmitter with a steady signal, and you can test the directivity and gain of your favorite antenna with a common receiver.

Find out how well your foxhunting antenna works. Bring your best and compare it to the rest! Let's see who has the winning antenna!

prepare the location in any way needed.

**Motion Carried.**

## Old Business

Moved by WA3UFN and seconded by W3TM to make contingency plans for the December 15<sup>th</sup> Dinner. **Motion Carried.**

Members were reminded that antenna setup for QCARC day at Hummingbird Speedway would be at 9 am tomorrow.

WA3UFN asked about progress made with club logo shirts.

## New Business

Moved by WA3UFN and seconded by KB3WBT to hold Field Day 2013 at the same location as we did this year. **Motion Carried.**

WA3DWR will see if there is going to be a refund of this years deposit and an adjustment of the rent, due to the Fair Committee's error.

KA3YCB discussed the Baker Trail Communications Support, and requested volunteers to sign up at this and the August meeting.

Moved by KA3YCB and seconded by KB3WBT to Adjourn. Meeting **adjourned** at 8:45 for the program on Antenna Modeling Software by W3BC.

Refreshments were provided by W3BEV: Home baked pineapple upside-down cake and fresh-brewed gourmet coffee.

## July Activities

by Joe Shupienis W3BC

**J**ULY WAS A busy month for the Quad-County ARC. The dust had barely settled from Field Day, when we found ourselves setting up antennas at the

Hummingbird Speedway near Reynoldsville. The event was the first annual Ham Radio Day at the popular racetrack.



Coincidentally, it was the weekend of the CQ World-Wide VHF contest, so we made six

meter and two meter contacts from the nice hilltop location overlooking the oval track.

Club member and racetrack owner Peach Caltagarone AB3OG expressed his thanks for our participation, and graciously allowed us to watch the races from our VIP vantage point! Thanks, Peach!!!

## Antenna Testing

**O**UR NEW MEETING location on the Penn State DuBois Campus allows us the unprecedented opportunity to meet outside before the meetings and conduct some radio Field Experimenting in a controlled environment. It's a real luxury having these accommodations, and we appreciate it greatly.



At our July meeting, we set up an antenna test range with a clear path to the remote transmitter we set up 1/4 mile away. With plenty of room to spread out, we set up an antenna mast and tried different antennas and recorded the measurements we took of each, gathering enough data to plot the patterns of each antenna.

## Meeting Notice

August 14, 2012

### June Meeting

**T**HE AUGUST MEETING of the Punxsutawney Area Amateur Radio club will be held Tuesday,


August 14 at 7:00 pm at the Punxsutawney Presbyterian Church, Findlay Street in downtown Punxsutawney. Refreshments will be served after the meeting.



### Radio Night

**N**OW THAT warmer weather is back, the monthly "Radio Night" activity has resumed at our Club Station at the Punxsutawney Airport.

This informal gathering is held at 7:00 pm on the first Tuesday of every month, April through October in the "hangar with the big antenna" at the Punxsutawney Municipal Airport. Refreshments are served and everybody has fun. Come and see us, Tuesday July 3!



## Monthly Breakfast

**E**VERY MONTH, the Punxsutawney Area Amateur Radio Club gets together with our friends for a friendly club breakfast at the "Amish Restaurant" along route 310 between Punxsutawney and Reynoldsville. The food is great, the price is very reasonable and the service is outstanding.

If you've never been there, why not stop in? The address is:

**Betsy & Clara's Amish Bakery**  
2147 Route 310  
Reynoldsville, PA 15851

This month's breakfast will be at 10:00 am, Saturday August 25<sup>th</sup>. See you there!



**The Punxsutawney Area Amateur Radio Club**  
*Serving Punxsutawney and Jefferson County*



PAARC Information	
President	Steve Waltman KB3FPN
Vice President	Don Jewell KB3LES
Secretary	Peach Caltagerone AB3OG
Treasurer	Tom Sprague KB3TOY
Nets	Monday @ 1930 147.390
Web	<a href="http://www.punxclub.com">http://www.punxclub.com</a>

## Missing Club Information

**T**HE IEEE UPJ Mountain Cat Amateur Radio Club and the Horseshoe Amateur Radio Club have not provided updated information yet.


More information will be published when it becomes available.

# Meeting Notice

June 2012

**T**HE SEPTEMBER meeting of the Indiana County Amateur Radio club will be held Tuesday,

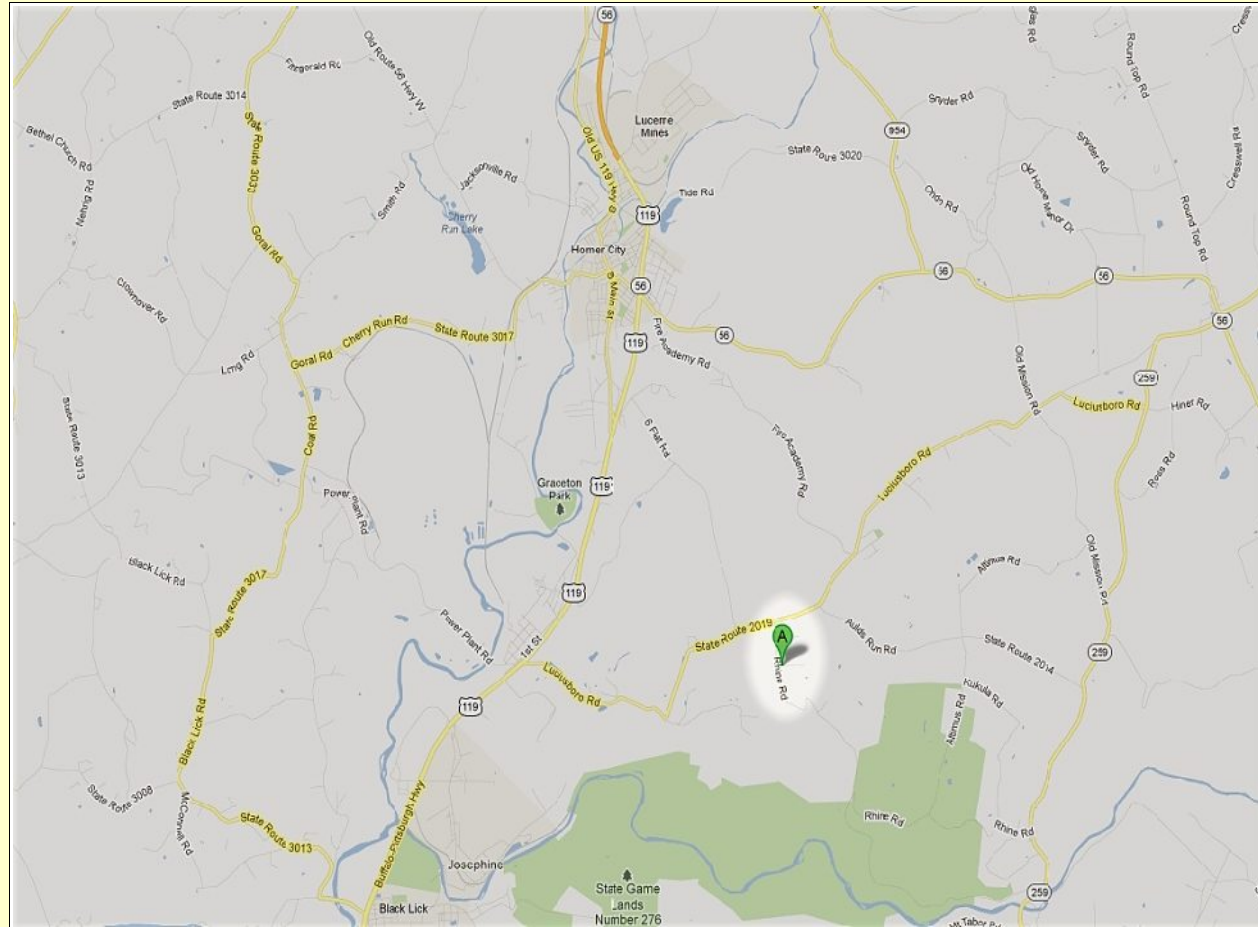
September 4 at 7:00 pm at the Eat 'N Park restaurant on Indian Springs Road and PA 286 in Indiana. Meal service is available and dinner will be served before the meeting, starting at 6 pm.



**T**HIS IS THE location for the weekly Wednesday evening Hot Dog roast.

# The Indiana County Amateur Radio Club

*Serving Indiana County*



## Saturday Breakfast

**W**E MEET for a friendly club breakfast at the Indiana Eat 'N Park Restaurant every Saturday morning at 9 am. Stop by to say hello and stay for some good eats!

## Hot Dog Night

**W**EATHER permitting, we get together every Wednesday evening at the W3BMD repeater site for a hot dog roast and to hang out with other hams.

Please drop by sometime!

Contact the club for directions.

### Indiana County ARC Information

**President** Robert Zugates KB3JOF

**Vice President** Larry Freeman N3LT

**Secretary Treasurer** Terry Carnahan KB3JOD

**Repeaters** W3BMD 146.910- No tone  
W3BMD 444.975+ 110.9  
Simplex 147.570 Countywide Emerg  
Echolink Node No: 113249

**Nets** Monday @ 2000 146.910-

**Web** <http://www.qsl.net/w3bmd/>

∞ Club connections

The Parasitic Emission

August 2012



## The Headwaters Amateur Radio Club

*Serving Coudersport and Potter County*

Don brought in an antenna tuner that was burnt up, Jim D purchased it for \$5:00 and will make a donation to the club.

Glenn will do a talk next meeting about battery's.

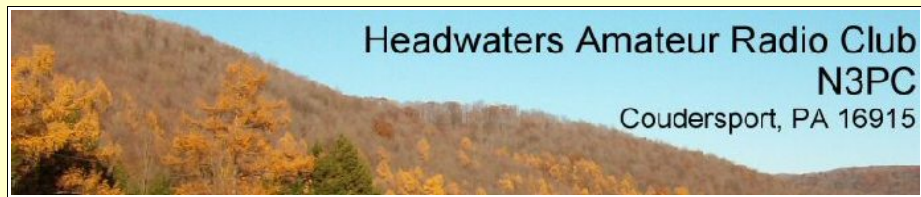
Wayne passed out a paper from the Western PA Repeater Council.

A quick survey on who's interested in the PAQSO party. Glenn, Linda, Tom, Diana, Don, Jim D are all interested. More will be discussed at next meeting.

Meeting adjourned at 8:20PM

Attending were Jim D, Diana, Jim H, Adrian, Don, Tom, Glenn, Linda, Milton, Jim L, Wayne, Mike.

Headwaters ARC Information			
<b>President</b>	Jim Douglas K3FHC		
<b>Vice President</b>	Jason Layton K2BYL		
<b>Secretary</b>	Tom Guilfooy WA3HLC		
<b>Treasurer</b>	Wayne Stahler, II, WS3PC		
<b>Repeaters</b>	N3PC	146.685-	[173.8] Coudersport
	N3PC	443.300+	[131.8] Galeton
	K3CC	146.880-	-OPEN- Coudersport
	KB3EAR	444.300+	Coudersport
<b>Nets</b>	Monday @ 1900	146.685-	[173.8]
	Monday @ 1930	28.360	[USB]
	Monday @ 1945	1.980	[USB]
<b>Web</b>	www.n3pc.com		



Jim L motioned Don 2nd to send Black Forest Conservation Association a check for \$75.00 for usage of there facilities during field day.

Food for field day was all donated by members. Don, Adrian, Jim H, Glenn

and Linda, Tom, Diana and others brought some good eats for field day.

Jim D was glad everyone had a good time at field day. Some field day problems were discussed and talk about what to do in the future. All in all a good time was had by all and some new licenses got some contest experience.

Glenn talked about an antenna analyzer he purchased after field day.

Jim D motioned and Don seconded to purchase the upgrade logging software from N3FJP.

Don suggested we raise dues, more later on increase.

Mike suggested we give new licenses a free year membership.

Jim D talked about ways to raise money for the club.

Tom stated he had some items he would bring and the purchase price will be donated to the club.

## Meeting Notice

**T**HE SEPTEMBER meeting of the Headwaters Amateur Radio club will be

held Thursday, September 6 at 7:00 pm in the Conference Room at the Charles Cole Memorial Hospital. Park near the helipad and use entrance "A."

Following the meeting we meet for an evening snack at McDonald's Restaurant in downtown Coudersport.

## July Minutes

June 7, 2012

**J**IM DOUGLAS called the meeting to order at 7:00PM. The June minutes were read Motion by Wayne to accept Jim H seconded.

## Treasure Report

Treasure Report by Wayne

Balance brought forward \$498.73

Income \$0

Outgoing \$0

Balance forward \$498.73

Tom motioned to accept, Adrian 2nd.

## Elk County Amateur Radio Association

*Serving Elk and Cameron Counties*

contact Pete Carr or Dale E. Anderson at the below listing.

Dale E. Anderson  
814 776 1883  
N3HYW

Pete Carr  
814 512 4281  
WW30

Elk County ARA Information																						
<b>President</b>	Scott Logue N3LVG																					
<b>Vice President</b>	Jerry Robinson N3RYG																					
<b>Secretary</b>	Mary Lewis N3UDN																					
<b>Treasurer</b>	Pete Carr WW30																					
<b>Officers</b>	Public info: Shari Lewis KB3EWT Newsletter: Jerry Robinson N3RYG Public Service: John Frantz K3TMD																					
<b>Repeaters</b>	<table style="width: 100%; border-collapse: collapse;"> <tr> <td style="width: 15%;">N3NIA</td> <td style="width: 45%;">147.000+ [173.8]</td> <td style="width: 40%;">Bootjack</td> </tr> <tr> <td>N3NWL</td> <td>147.285+</td> <td>Ridgway</td> </tr> <tr> <td>N3RZL</td> <td>442.200+</td> <td>Ridgway</td> </tr> <tr> <td>N3RZL</td> <td>442.350+</td> <td>Boone Mtn</td> </tr> <tr> <td>WA8RZR</td> <td>443.675+</td> <td>St Marys</td> </tr> <tr> <td>N3FYD</td> <td>146.805-</td> <td>Emporium</td> </tr> <tr> <td>WA3WPS</td> <td>147.180+</td> <td>Emporium</td> </tr> </table>	N3NIA	147.000+ [173.8]	Bootjack	N3NWL	147.285+	Ridgway	N3RZL	442.200+	Ridgway	N3RZL	442.350+	Boone Mtn	WA8RZR	443.675+	St Marys	N3FYD	146.805-	Emporium	WA3WPS	147.180+	Emporium
N3NIA	147.000+ [173.8]	Bootjack																				
N3NWL	147.285+	Ridgway																				
N3RZL	442.200+	Ridgway																				
N3RZL	442.350+	Boone Mtn																				
WA8RZR	443.675+	St Marys																				
N3FYD	146.805-	Emporium																				
WA3WPS	147.180+	Emporium																				
<b>Nets</b>	Sunday @ 2000 147.000+ [173.8]																					
<b>Web</b>	www.n3nia.com																					

## Meeting Notice

**T**HE AUGUST ECARA club meeting is Sunday, August 19, 2012 at the Elk County Courthouse Annex Building, 300 Center St. Ridgway, PA at 1:30 pm.

Meetings are held the third Sunday of every month at 1:30 pm at the Elk County Courthouse Annex building. Refreshments are served after the meetings.



Three (3) Barber Colman 120 volt heat sensors; make offer

Three (3) plastic bags of wall wart transformers; \$5 each bag

Set of wireless earphones; \$20

Heil desk c-clamp boom microphone mount; \$25

6 position antenna switch mounted on aluminum plate; \$5

Wahl Clipper Corp THERMAL SPOT for heat shrink tube; \$5

Power Mate Corp BP-76 120 volt input, 12 volt 2.5 amp output; \$10

MFJ 815 B peak reading watt meter; \$25

MFJ artificial ground; \$20

Two (2) MFJ W9INN balun box; \$10 each

Three (3) Sure desk microphones \$15 for the lot

Two (2) tubs of various wires, connectors, TV remotes, and etc., ; make offer

If you have any interest in any of these things,

## Estate Sale

*Dale Anderson N3HYW*

**P**ETE CARR AND I are helping Ed Zettle's widow dispose of Ed's ham gear. If you are interested in any of the below listed gear, please contact Pete or I.

We have:  
Icom 735 with book, CD, handheld mikes, power cord; \$400

RCA 900 MHz wireless earphones; \$25

Astron RS 35A power supply, no meters; \$50.

## Meeting Notice

**T**HE CRC August meeting will be held on the 17th at 6pm... FREE VE Test Session at 5:00pm. It's a CELEBRATION!!!

This special "ONE year celebration as Cambria Radio Club" meeting will be held at 6:00PM following the FREE VE Test Session led by Scott N3XCC at 5:00PM. Please visit our VE Test Session Page at <http://www.cambraradio.com> to sign up now. Space is limited. The VE Test session is FREE but remember to bring two forms of ID and a copy of your current license if you are upgrading.

From 6:00 PM - ? we will celebrate one year as Cambria Radio Club and all attending are invited to bring a covered dish to share. Refreshments will be provided by Cambria Radio Club. Please send an e-mail to [wa3wgn@cambriaradio.com](mailto:wa3wgn@cambriaradio.com) (rsvp by August 10th) if you plan to attend listing what you plan to bring for sharing.

Members and non members are welcomed.

CRC Club Shack located at Mount Calvary Lutheran Church 1000 Scalp Ave. Johnstown, PA 15904, REAR Entrance...

Additional details will be posted on [CambriaRadio.com](http://CambriaRadio.com) as the become available...



## NBEMS at July Meeting

John Rogers W3IW

**M**EMBERS AND guests of the Cambria Radio Club (CRC) met with Harry Bloomberg, W3YJ, for a NBEMS training session on Saturday, July 21, 2013 at the Mount Calvary Lutheran Church in Johnstown. The scene was almost right out a Halloween film. The room was dimed to allow viewing of the excellent projected slides that Harry uses in his talks. Each participant was balancing a lap top computer and a 2 meter hand held. The glow from each screen was eerie. And ten lap top speakers echoed the musical notes of MT63 digital communications. It could easily have been Halloween.



Harry began with a very interesting discussion of the background of message handling and the development of the needs of our customers. Public services such as the Red Cross and other agencies really benefit from the nitch amateur radio fills when communications infrastructures are over

## Cambria Radio Club

Serving Cambria County

stressed or fail.

Next Harry demonstrated message handling with the recently upgraded flmsg program. Streamlined management of ICS and other forms is now released. The most impressive upgrade is greatly improved operating ease and streamlining of spread sheet (CSV formatted) files. Our served agencies are finding more and more need to communicate data in spread sheet form. After conversion of a spread sheet to a comma delimited, CSV, form the number of steps to transmit the files has been reduced and simplified. This is a major improvement for us as operators.

Every one received one-on-one help in setting up NBEMS software and with addressing any problems in the use of the software. Everyone tested their gear and software by sending a message to Harry and then receiving the message back. Many thanks to Harry for an excellent training.

Cambria Radio Club Information			
<b>President</b>	Tom Brew K3WS		
<b>Vice President</b>	Fred Raco, Jr. N3JCV		
<b>Secretary</b>	Chuck Englody N3LAD		
<b>Treasurer</b>	Holli Serenko KB3PJG		
<b>Repeaters</b>	WA3WGN 146.940-	[123.0]	Johnstown
	KC3DES 145.210-	[123.0]	N.Germany
	KC3DES 443.525+	[123.0]	Carolltwn
	KE3DR 146.655-	[123.0]	N.Cambria
	K3WS 147.060+	[167.9]	Carolltwn
	N3YFO 145.390-	[123.0]	Johnstown
	KA3ZYC 146.775-	[123.0]	Ebensburg
<b>Nets</b>	Sunday @ 2100 145.210- [123.0]		
<b>Web</b>	<a href="http://cambriaradio.com">cambriaradio.com</a>		

Harry's presentation slides are found on the [www.wpaares.org](http://www.wpaares.org) website. Look at the NBEMS - Training tab. On the ARES website there are also tutorials on advanced NBEMS and very useful computer configurations which allow simultaneous NBEMS sessions on HF and VHF and other topics. One can also find very helpful video tutorials on YOUTUBE.

Harry encouraged us to join ARES and to



practice using the software for our general ham radio activities. He noted that constant use really keeps us sharp and familiar with the software. Preparedness is a prime factor in emergency service. Think a 1977 Johnstown Flood scenario. Suddenly the telephone switching gear is under water and

out of service. Police, Fire and Utilities are forced to communicate using vehicle-to-vehicle radios as lightening and high winds have taken repeaters out of service. The operative phrase is "out of service". However, the amateur services feature flexibility and many modes and frequencies to fill the gaps. In an emergency if amateurs are called on by our served agencies we can provide communications using phone, digital and CW modes. We can provide support using ICS,

Red Cross and other message formats that are familiar to the served agencies. And, we can deploy rapidly.

The instruction in the installation and use of the NBEMS software was outstanding. Harry is an excellent instructor. He emphasized a number of important facets of the program suite. The best part of the NBEMS suite of software is that it is FREE! Simply go to <http://www.w1hkj.com/Fldigi.html> and select Download at: download page. Download the fldigi and flmsg software for your operating

system and perform the install. To use fldigi one can simply hold a hand held or microphone and speaker or head set close to the computer mic and speaker.

Known as acoustic coupling it works and works well. One can also build or purchase a

system such as the SignalLink® or one of the West Mountain units to connect the radio and computer. Complete detailed instructions in setup and use of fldigi and flmsg are found on the WPA ARES web site. Select the tab labeled NBEMS - Training and everything you ever wanted to know about this digital program suite is ready to view and download. There are many other features included in the suite. There are lots of modes from MT63 and Olivia to RTTY and CW. Lots of message forms from ICS to National Traffic System. There is contest logging with duplicate checking.

Again, many thanks to W3YJ for an excellent training class. You may like to check into the ARES NBEMS training net which is conducted by Harry on the W3YJ repeater at 8:00 PM each Sunday evening. That is the 443.450 (100) repeater in Pittsburgh. One can also check in on Echolink. Search for the W3YJ repeater and connect.

## Condolences

**T**IM BEALL N3VNG, a WAN Core Member on the TARGET side of the system mourns the loss of a loved one.

We offer our deepest sympathy for N3VNG, Tim's sister Robin, and the entire family, in the tragic loss of her husband Robert Keyser.

Please keep him and his family in your thoughts and prayers.

Tim's direct e-mail

[tim.beall@verizon.net](mailto:tim.beall@verizon.net)

## A Low-Cost Portable Mast

by Joe Shupienis W3BC

**PUBLIC SERVICE** activities are picking up, and it's often necessary to put up a temporary antenna quickly and easily, without breaking the bank.

Putting on the old thinking cap, and suffering the slings and arrows of outrageous trial-and-error (mostly error!), I came up with an inexpensive, reliable and easy-to-use antenna mounting system which fills the bill. Meeting my usual design criteria, it's constructed of inexpensive parts available off the shelf from your local hardware and discount stores, provides the flexibility to mount a number of different kinds of antennas, and sets up and breaks down in seconds, to a compact size that fits in most vehicles with room to spare.

### Parts List

**YOU CAN PURCHASE** all the parts at a hardware store for under \$50, and if you shop around for bargains and sales you can build it for much less! The most expensive part is the 6-12 foot telescoping painter pole. I found a heavy-duty pole at Trader Jack's for \$23.95, and lighter-duty models are as cheap as \$9.95, but they are not recommended for any but the lightest antennas.

Qty	Desc	Price
1	10' x 1-1/2" Sch 40 PVC pipe	4.76
1	5' x 1-1/2" Sch 40 PVC pipe	3.68
3	45° 1-1/2" DWV "WYE" (\$2.53 ea)	7.59
	<b>PVC Subtotal</b>	<b>\$16.03</b>
1	6-12' HD Telescoping Painter Pole	25.95
	<b>Hardware Total</b>	<b>\$41.98</b>

### Construction

**WASTE NOT**, want not. That was good advice that served our forebears well. Careful attention to accurate measurements is important because all the pipe will be used. **There's no room for error!**

First, cut 1-3/8" off the end of each pipe. You will assemble the three "Wye" connectors using these two rings, such that you can see through it, and the 45° legs are pointing to the other end. Then swivel the wye connectors so each leg is 120° from the other two. Set this "spider" assembly aside.

Cut the longer of the two pipes 51-3/8 inches from one end. This will result in a 51-1/4 inch piece and a 67-1/4 inch piece, plus or minus a quarter inch depending on your cutting tool. (A coarse saw cuts a larger "kerf," making the resulting pipes shorter.)

Fit the pieces into the 45° legs of the spider, with the longest piece in the "top" wye (the one away from the end the 45° legs point toward,) the medium piece in the middle wye, and the shortest piece into the bottom wye.



### Set-up

**FIRST, MAKE SURE** you will set up in a level area that is clear of power lines and other hazards. If you are setting up in a public place, pick a location off the beaten path, to minimize the hazards to "civilians." Ask yourself what the antenna would hit if it fell over. If the answer isn't "Nothing," find a better location!



Set the whole thing on the ground, and make sure it's assembled tight enough to stand on its own. Drop the painter pole through the center of the spider, handle end first, and make sure everything is leveled up.

You are now ready to put your favorite antenna on top of the painter pole. Most commercial antennas with U-bolts will mount with no problems. The largest antenna you should use is one that weighs less than 20 lbs., and is no longer than 6 feet. On windy days, you should secure the bottom of the painter pole so it can't slide across the ground. A cement block is ideal for this purpose.

If you want to tape the feedline to the pole, the blue or green "painter" masking tape is best—it's easy to remove and reapply, and doesn't leave sticky goo all over the place like electrical tape does. For directional antennas, a couple loops of painter tape will secure the mast to the spider and keep the antenna pointed in the desired direction.

*An inexpensive, reliable and easy-to-use antenna mounting system!*

**The Parasitic Emission**

August 2012

**Q**UAD-COUNTY members and I have been giving my prototype a real workout this summer, and the results have been very satisfactory at fairs, Field Day, VHF contests, hilltopping, camping and at our monthly antenna test range on the Penn State DuBois Campus.

It hasn't let us down yet, and setting it up is sure and quick.

There's been some debate about whether or not the spider should be glued together or not. Currently, the prototype is not glued at all, and seems to be sufficiently sturdy, but sometimes comes apart during assembly when least expected. Surprisingly, the painter pole keeps the pieces from moving more than an inch or so, and the entire assembly remains stable.

I can't see any harm in cementing the spider together, as long as pains are taken to make sure the legs are spread at exactly  $120^\circ$  while gluing. Any mistake would result in having to buy more wyes and pipe. Alternatively, if you glued the rings only on the end that goes into the top of a wye, you would gain more stability but would retain the ability to completely disassemble the spider for easier portability.

For HF use, I use a couple "Hamsticks" for the desired band, with an MFJ Model MFJ-347 Dipole Mount. It attaches securely to the top of the painter pole, and allows you to attach a pair of hamstick-style antennas for the band you're using. List price is \$19.95, but they can be

found for around \$13.95 online.

Fiberglass mobile whips can be had for around \$15 each, and you will need two for



each band. This adds up quickly, so if money is an issue you need to choose wisely.

Forget 160, 80 and 40 meters! A 16-foot antenna 12 feet in the air on those bands is

only slightly better than a dummy load. You'll have better luck on 20, 17 and 15 meters.

If I could only afford one band, I'd start with 20 meters, since it is very popular for special event operations, and DX is relatively easy to work during public demonstrations.

Most of the time, your field operations will need to have a good VHF/UHF connection to a repeater, or to the command post in an emergency response. This system will easily and safely support vertical or horizontal high-gain antennas up to 6 feet. Antennas of this size, at 12 feet above ground will meet most of your communication needs quite well.

With its low cost, simple assembly and readily-available parts list, this system merits a place in every emergency communicator's "go-kit." Make a copy of the plans, too, because in a disaster area, you may need to make one or more to meet the needs of the response teams.

Because it uses off-the-shelf items available at every hardware store, this system is ideal for field construction in a disaster-stricken area. Its low cost means that you're not out a small fortune if it is damaged or destroyed (or blows away!) during the operation.

Every time we've set this up, we've heard encouraging remarks along the lines of, "Isn't that neat!" It's just one of those good ideas that simply works effectively and isn't expensive. Once you've built one, you'll just keep finding uses for it. Sort of like the wheel, it just keeps rolling along!

*We've been giving the prototype a real workout this summer!*

## ECARA Antenna Party.

by Pete Carr WW30

**O**N JULY 3<sup>RD</sup>, members of the Elk County Amateur Radio Association held a repeater antenna party at the Boot Jack hill radio site. The location has a 100 foot cedar pole with guy wires. Last fall the club was given access



*The curved clamps at left are ready to accept the mast with feedlines on the right. There was very little wind so raising the 20 foot mast and clamping it in place was not a problem.*

to the site and managed to install the repeater antenna about half way up before bad weather set in. A 120 foot length of 1/2 inch hardline was coiled up at the bottom and connected to the repeater. This installation gave excellent service through out the winter.

The top of the pole has a pair of low band yagi antennas that were used by the previous site tenant. These are too large and heavy to be removed without a crane so a local crane service has been contacted. We decided notto wait for the crane and installed the Antenna Specialist antenna above them. The antenna was removed from the side of the pole and lowered to the ground where the crew realigned the 4 dipoles at 90 degrees around the 20 foot long support mast. At the same

time the 1/2 inch feedline was lowered to the ground and uncoiled.

After installing mast clamps to the existing support pipe at the top of the pole the antenna was raised and installed. Then the feedline was pulled up and connected to the antenna and the connection was waterproofed. The pole has pole steps about every 3 feet so the feedline was tied off to them at about 10 foot intervals. Finally, the feedline was pushed through the entrance conduit in the building wall and reconnected to the repeater.

While the antenna work was in progress a backup Station Master antenna was hooked up to the repeater to maintain service. The Station Master is also available for emergency simplex communications needs or casual operating from the site.

The new antenna location is now in use on the ECARA Sunday evening net on N3NIA 147.00 MHz , no PL, 600 KHz positive offset at 8 PM.



*Wayne NM3B, a Navy veteran handles the ropes as the antenna and hardline are raised. The entire ground team made the job much easier.*



*The ground crew consisted of Dale N3HYW on the left, Rich KB3UOC, Joe N3UGB and John K3TMD. Wayne, NM3B had to leave to go to work before the picture was taken.*



*Pete WW30 prepares to install the 4-bay Antenna Specialist antenna at the top of the 100 foot cedar pole. An old pair of low-band yagis will be removed later.*

*The new antenna location is now in use...*

**The Parasitic Emission**

**August 2012**

# August 2012 Calendar

## Amateur Radio Club Activities, Events and Gatherings

Sunday	Monday	Tuesday	Wednesday	Thursday	Friday	Saturday
<b>29</b> 7:00pm» QCARC 2-meter FM Net 7:30pm» Clearfield County A.R.E.S. Net 8:00pm» Elk Co ARA Net 9:00pm» WAN ARES Net	<b>30</b> 7:00pm» HARC Nets 7:30pm» Punxsutawney ARC 2 Meter Net 8:00pm» Jefferson County EMA Radio Service Net	<b>31</b>	<b>01</b> 7:00pm» Hamshack Net 9:00pm» Cambria County ARES Net	<b>02</b> 7:00pm» Headwaters ARC Meeting	<b>03</b>	<b>04</b> 2:00pm» ARRL UHF Contest
<b>05</b> 12:00am» ARRL UHF Contest (cont.) 7:00pm» QCARC 2-meter FM Net 7:30pm» Clearfield County A.R.E.S. Net 8:00pm» Elk Co ARA Net 9:00pm» WAN ARES Net	<b>06</b> 7:00pm» HARC Nets 7:30pm» Punxsutawney ARC 2 Meter Net 8:00pm» Jefferson County EMA Radio Service Net	<b>07</b> 7:00pm» Punxsutawney ARC "Radio Night" 7:30pm» Indiana Co ARC Meeting	<b>08</b> 7:00pm» Hamshack Net 9:00pm» Cambria County ARES Net	<b>09</b>	<b>10</b>	<b>11</b> 9:30am» Quad-County ARC Breakfast
<b>12</b> 7:00pm» QCARC 2-meter FM Net 7:30pm» Clearfield County A.R.E.S. Net 8:00pm» Elk Co ARA Net 9:00pm» WAN ARES Net	<b>13</b> 7:00pm» HARC Nets 7:30pm» Punxsutawney ARC 2 Meter Net 8:00pm» Jefferson County EMA Radio Service Net	<b>14</b> 7:00pm» Punxsutawney Area ARC Meeting	<b>15</b> 7:00pm» Hamshack Net 9:00pm» Cambria County ARES Net	<b>16</b>	<b>17</b> 6:00pm» Cambria Radio Club Meeting 7:30pm» Quad-County ARC Meeting	<b>18</b> 6:00am» 10 GHz and up
<b>19</b> 12:00am» 10 GHz and up (cont.) 8:00am» Warren Hamfest (OH) 1:30pm» Elk County ARA Meeting 2:00pm» ARRL Rookie Roundup - RTTY 7:00pm» QCARC 2-meter FM Net 7:30pm» Clearfield County A.R.E.S. Net 8:00pm» Elk Co ARA Net 9:00pm» WAN ARES Net	<b>20</b> 7:00pm» HARC Nets 7:30pm» Punxsutawney ARC 2 Meter Net 8:00pm» Jefferson County EMA Radio Service Net	<b>21</b>	<b>22</b> 7:00pm» Hamshack Net 9:00pm» Cambria County ARES Net	<b>23</b>	<b>24</b>	<b>25</b> 6:00am» Baker Trail Ultra
<b>26</b> 8:00am» Skyview (Pittsburgh) Hamfest 7:00pm» QCARC 2-meter FM Net 7:30pm» Clearfield County A.R.E.S. Net 8:00pm» Elk Co ARA Net 9:00pm» WAN ARES Net	<b>27</b> Parasitic Emission Submission Deadline 7:00pm» HARC Nets 7:30pm» Punxsutawney ARC 2 Meter Net 8:00pm» Jefferson County EMA Radio Service Net	<b>28</b>	<b>29</b> 7:00pm» Hamshack Net 9:00pm» Cambria County ARES Net	<b>30</b>	<b>31</b>	<b>01</b>



# September 2012 Calendar

## Amateur Radio Club Activities, Events and Gatherings

Sunday	Monday	Tuesday	Wednesday	Thursday	Friday	Saturday
<p>26</p> <p>8:00am» Skyview (Pittsburgh) Hamfest</p> <p>7:00pm» QCARC 2-meter FM Net</p> <p>7:30pm» Clearfield County A.R.E.S. Net</p> <p>8:00pm» Elk Co ARA Net</p> <p>9:00pm» WAN ARES Net</p>	<p>27</p> <p>Parasitic Emission Submission Deadline</p> <p>7:00pm» HARC Nets</p> <p>7:30pm» Punxsutawney ARC 2 Meter Net</p> <p>8:00pm» Jefferson County EMA Radio Service Net</p>	<p>28</p>	<p>29</p> <p>7:00pm» Hamshack Net</p> <p>9:00pm» Cambria County ARES Net</p>	<p>30</p>	<p>31</p>	<p>01</p>
<p>02</p> <p>7:00pm» QCARC 2-meter FM Net</p> <p>7:30pm» Clearfield County A.R.E.S. Net</p> <p>8:00pm» Elk Co ARA Net</p> <p>9:00pm» WAN ARES Net</p>	<p>03</p> <p>Labor Day</p> <p>7:00pm» HARC Nets</p> <p>7:30pm» Punxsutawney ARC 2 Meter Net</p> <p>8:00pm» Jefferson County EMA Radio Service Net</p>	<p>04</p> <p>7:00pm» Punxsutawney ARC "Radio Night"</p> <p>7:30pm» Indiana Co ARC Meeting</p>	<p>05</p> <p>7:00pm» Hamshack Net</p> <p>9:00pm» Cambria County ARES Net</p>	<p>06</p> <p>7:00pm» Headwaters ARC Meeting</p>	<p>07</p>	<p>08</p> <p>9:30am» Quad-County ARC Breakfast</p> <p>10:00am» Potter Co. ARES VE Exam Session</p> <p>2:00pm» ARRL September VHF</p>
<p>09</p> <p>12:00am» ARRL September VHF (cont.)</p> <p>8:00am» Butler Swapfest</p> <p>7:00pm» QCARC 2-meter FM Net</p> <p>7:30pm» Clearfield County A.R.E.S. Net</p> <p>8:00pm» Elk Co ARA Net</p> <p>9:00pm» WAN ARES Net</p>	<p>10</p> <p>7:00pm» HARC Nets</p> <p>7:30pm» Punxsutawney ARC 2 Meter Net</p> <p>8:00pm» Jefferson County EMA Radio Service Net</p>	<p>11</p> <p>7:00pm» Punxsutawney Area ARC Meeting</p>	<p>12</p> <p>7:00pm» Hamshack Net</p> <p>9:00pm» Cambria County ARES Net</p>	<p>13</p> <p>6:00pm» License Class (Technician)</p>	<p>14</p>	<p>15</p> <p>6:00am» 10 GHz and up</p>
<p>16</p> <p>12:00am» 10 GHz and up (cont.)</p> <p>1:30pm» Elk County ARA Meeting</p> <p>7:00pm» QCARC 2-meter FM Net</p> <p>7:30pm» Clearfield County A.R.E.S. Net</p> <p>8:00pm» Elk Co ARA Net</p> <p>9:00pm» WAN ARES Net</p>	<p>17</p> <p>7:00pm» HARC Nets</p> <p>7:30pm» Punxsutawney ARC 2 Meter Net</p> <p>8:00pm» Jefferson County EMA Radio Service Net</p>	<p>18</p>	<p>19</p> <p>7:00pm» Hamshack Net</p> <p>9:00pm» Cambria County ARES Net</p>	<p>20</p> <p>6:00pm» License Class (Technician)</p>	<p>21</p> <p>6:00pm» Cambria Radio Club Meeting</p> <p>7:30pm» Quad-County ARC Meeting</p>	<p>22</p>
<p>23</p> <p>7:00pm» QCARC 2-meter FM Net</p> <p>7:30pm» Clearfield County A.R.E.S. Net</p> <p>8:00pm» Elk Co ARA Net</p> <p>9:00pm» WAN ARES Net</p>	<p>24</p> <p>Parasitic Emission Submission Deadline</p> <p>7:00pm» HARC Nets</p> <p>7:30pm» Punxsutawney ARC 2 Meter Net</p> <p>8:00pm» Jefferson County EMA Radio Service Net</p>	<p>25</p>	<p>26</p> <p>7:00pm» Hamshack Net</p> <p>9:00pm» Cambria County ARES Net</p>	<p>27</p> <p>6:00pm» License Class (Technician)</p>	<p>28</p>	<p>29</p>
<p>30</p> <p>7:00pm» QCARC 2-meter FM Net</p> <p>7:30pm» Clearfield County A.R.E.S. Net</p> <p>8:00pm» Elk Co ARA Net</p> <p>9:00pm» WAN ARES Net</p>	<p>01</p> <p>7:00pm» HARC Nets</p> <p>7:30pm» Punxsutawney ARC 2 Meter Net</p> <p>8:00pm» Jefferson County EMA Radio Service Net</p>	<p>02</p> <p>7:00pm» Punxsutawney ARC "Radio Night"</p> <p>7:30pm» Indiana Co ARC Meeting</p>	<p>03</p> <p>7:00pm» Hamshack Net</p> <p>9:00pm» Cambria County ARES Net</p>	<p>04</p> <p>6:00pm» License Class (Technician)</p> <p>7:00pm» Headwaters ARC Meeting</p>	<p>05</p> <p>8:00pm» ARRL EME Contest</p>	<p>06</p> <p>ARRL Simulated Emergency Test</p> <p>12:00am» ARRL EME Contest (cont.)</p>