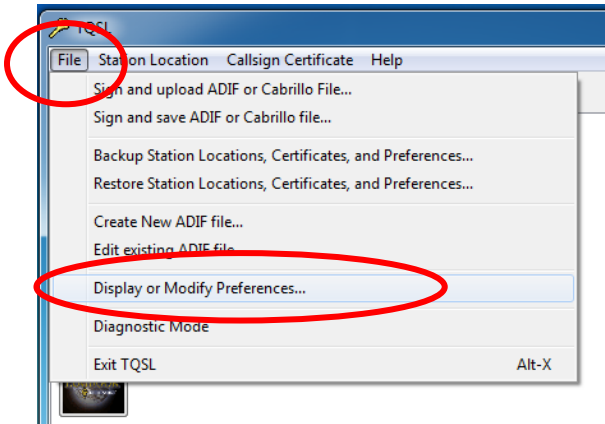
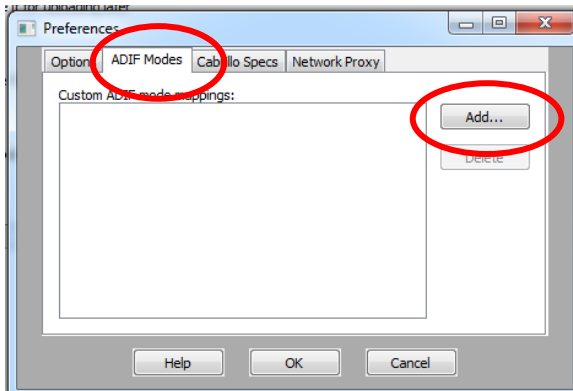


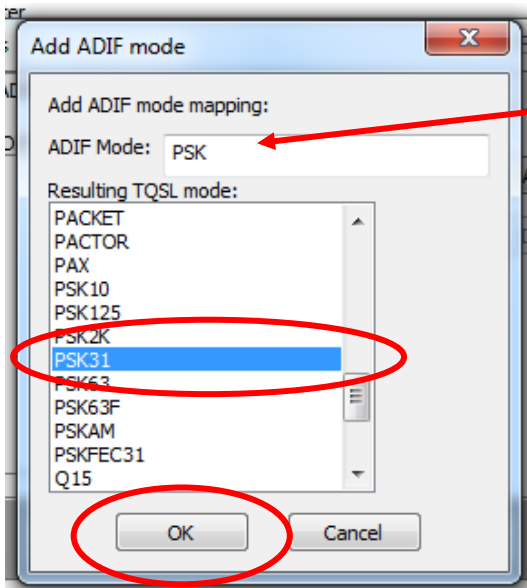
Mapping TQSL to accept non-standard mode enumerations



1. Open TQSL.
2. Select Display or Modify Preferences... from the File menu.



3. Select the ADIF Modes tab.
4. Click [Add]



5. Enter the mode as it is expressed by your logging program.
6. Select the mode that
7. In this example the logging program exports the mode as PSK however it is meant to be the ADIF standard PSK31.
8. Click OK, OK to save changes.